

## Investment philosophy

The fund follows a systematic investment approach and combines classic fundamental analysis with comprehensive ESG considerations and Paris-aligned carbon emissions objectives. Our fundamental stock selection of around 200 equity positions favors companies with higher and stable growth rates, superior profitability, healthy balance sheets, and reasonable valuations.

The ESG assessment is fully integrated into the selection process and companies or industries that run counter to the sustainability goals are excluded. The fund follows an explicit portfolio decarbonization target in line with the Paris Climate Agreement. The fund has climate change mitigation as the sustainable investment objective within the meaning of Article 9 of the European Sustainable Finance Disclosure Regulation.

## Portfolio characteristics

Factor	Fund	MSCI EM ETF
PE ratio	18.5	21.7
ROE	19.6%	15.2%
Income Growth	26.9%	9.0%
ESG Score	6.8	5.9
Carbon Footprint	7%	100%
Portfolio Temperature	1.9°C	2.9°C

## Top 10 positions

Taiwan Semiconductor Manufacturing	9.6%
Tencent Holdings	4.9%
Samsung Electronics	2.5%
Meituan	1.9%
ICICI Bank	1.5%
Alibaba Group Holding	1.5%
Infosys	1.4%
MediaTek	1.3%
Trip.com Group	1.1%
Pop Mart International Group	1.1%

## Key figures as of 30 October 2024

Net Asset Value Tranche USD	USD 131.99
Number of shares	16'464
Total Net Asset Value	USD 69.9m

## Performance Tranche USD

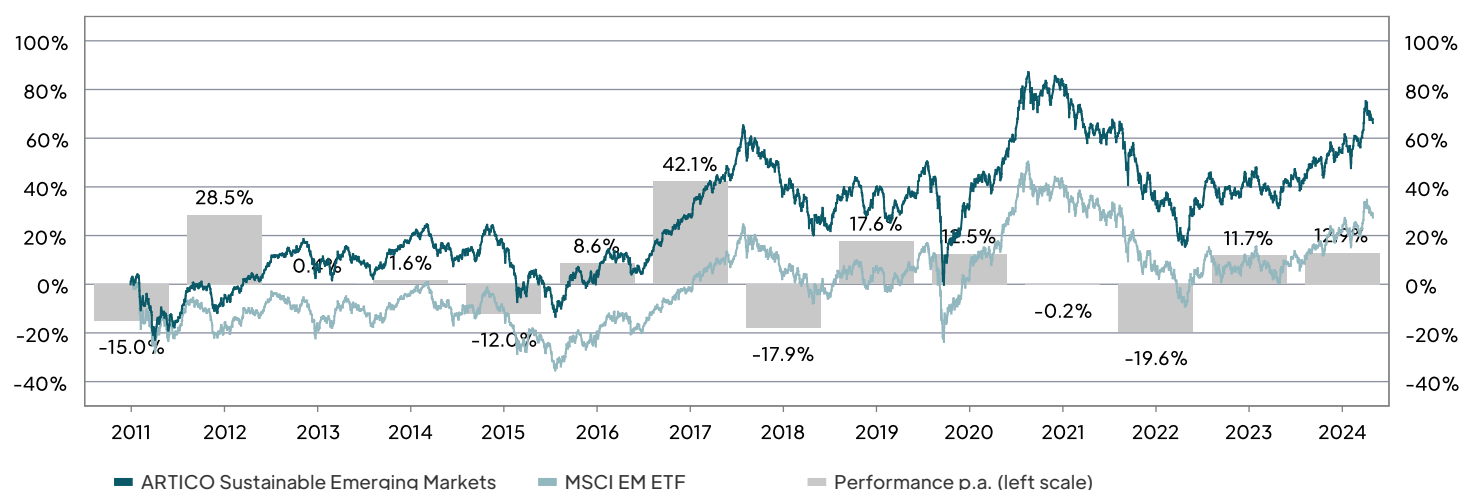
Duration	Fund	MSCI EM ETF
1 month	-3.0%	-3.6%
3 months	6.3%	3.7%
12 months	25.4%	26.8%
3 years p.a.	0.8%	-1.2%
5 years p.a.	4.2%	3.9%
since inception (28.08.2019) p.a.	5.5%	5.3%
since fund launch (30.06.2011) p.a.	3.9%	1.8%
Year		
2024	12.9%	12.6%
2023	11.7%	9.6%
2022	-19.6%	-20.3%
2021	-0.2%	-3.4%
2020	12.5%	18.1%
since inception (28.08.2019)	32.0%	30.9%
since fund launch (30.06.2011)	66.3%	27.4%

## Risk ratios (rolling over the last 3 years)

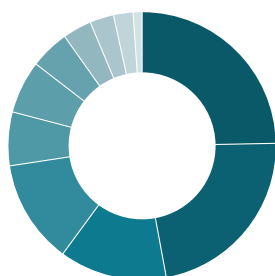
Volatility (p.a.)	17.3%
Sharpe ratio (3.67% Risk free rate)	n/a
Beta (vs. MSCI EM ETF)	0.94
Tracking Error	3.8%

**Important Notice:** The USD share class was launched on 28.08.2019. Track record of the USD share class between 30.06.2011 and 28.08.2019 has been simulated based on the X share class, adjusted by the management fee difference of 0.95% p.a. USD and X share class are based on exactly the same underlying portfolio and performance differences stem only from different fee structures.

## Performance since launch Tranche USD



## Breakdown by sectors



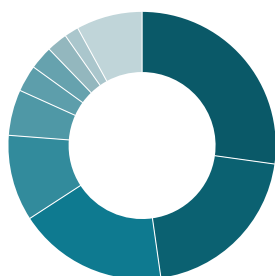
Financials	24.7%	Consumer Staples	4.7%
IT	22.4%	Materials	3.5%
Communication Serv.	13.0%	Utilities	2.9%
Consumer Discr.	12.5%	Real Estate	2.4%
Health Care	6.5%	Others	1.1%
Industrials	6.4%		

## Breakdown by currencies



INR	20.2%	BRL	5.5%
TWD	17.9%	MXN	3.2%
HKD	17.4%	IDR	2.8%
KRW	10.3%	THB	2.5%
USD	9.4%	others	10.8%

## Breakdown by countries



China	27.2%	Mexico	3.2%
India	20.5%	Indonesia	2.8%
Taiwan	18.1%	Thailand	2.5%
South Korea	10.4%	United Arab Emirates	1.7%
Brazil	5.5%	Others	8.0%







## Fund facts

Domicile of fund	Luxembourg
Legal form	SICAV (UCITS V)
Investment universe	Global Emerging Markets
Investment manager	Serafin Asset Management Ltd
Management company	Lemanik Asset Management S.A., Luxembourg
Custodian bank	UBS Europe SA, Lux. Branch
Administrative Agent	Northern Trust Global Services Se, Luxembourg
Auditor	BDO Audit, Luxembourg
Launch date	30.06.2011
Recommended investment horizon	7 years
Reference currency	USD
ISIN / Bloomberg-Ticker (respective share class)	USD: LU1310148215 / ARTEMKL LX QI: LU0638828284 / ARTEMKI LX XL: LU1665090335 / ARTEMXL LX X: LU0638828367 / ARTEMKX LX
Distributions	reinvesting
Subscription and redemption	daily (cut-off 13.00 CET)
Tax transparency	CH
Tax status Germany	Equity fund pursuant to InvStG with partial exemption
Registered for public distribution	CH, DE, LUX (DK, FI, NO, SE: professional clients only)

## Fee structure

Swing Pricing	yes
Management fee p.a.	Tranche USD: 0.95% Tranche QI: 1.25% Tranche XL: 0.75% Tranche X: None
Total expense ratio p.a. (per 30.06.2023; TER)	Tranche USD: 1.21% Tranche QI: 1.55% Tranche XL: 1.02% Tranche X: 0.26%

## Artico Equity Team

	Dr. Gabriel Herrera		Dr. Ulrich Niederer
	Michael Brennes		Tero Toivanen
	Andreas Konrad		Eduardas Lazebnyj

**Serafin Asset Management Ltd**  
Bahnhofstrasse 29  
CH-6300 Zug  
+41 (0)41 726 71 71  
www.serafin-am.com

**Serafin Asset Management GmbH**  
Börsenstraße 13-15  
D-60313 Frankfurt am Main  
+49 69 95 064 7140  
www.serafin-am.com

## Legal notice

This document is a marketing communication. It constitutes neither an offer nor a recommendation or investment advice to buy or sell investment funds. No liability is accepted for any incorrect information. The performance is calculated without taking into account a front-end load or redemption fee. If the reference currency of the fund is not EUR, the return in EUR may rise or fall as a result of currency fluctuations. With an investment amount of EUR 1,000.00 over an investment period of five years and a front-end load of 5 percent, the investment result in the first year would be reduced by the front-end load of EUR 50.00 as well as additional individual custody account costs. In subsequent years, the investment result may also be reduced by individual custody account costs. Past performance is no indication of expected future performance. The price of a share can fall as well as rise. It is possible that investors may not get back the amount originally invested. The fund prospectus contains detailed risk information. The fund prospectus contains detailed risk information. In Switzerland, the legal fund documents are available free of charge from Serafin Asset Management AG at [www.serafin-am.com](http://www.serafin-am.com) or from the representative, LLB Swiss Investment AG, Claridenstrasse 20, 8002 Zurich. Paying agent in Switzerland: NPB Neue Privat Bank AG, Limmatquai 1/am Bellevue, P.O. Box, CH-8024 Zurich. For German investors, the relevant documents (current fund prospectus, client information document PRIIP-KID as well as semi-annual and annual reports) are available from the information agent in Germany (Serafin Asset Management GmbH, Börsenstraße 13-15, D-60313 Frankfurt am Main) in paper form or electronically at [www.serafin-am.com](http://www.serafin-am.com).